

Operational Health

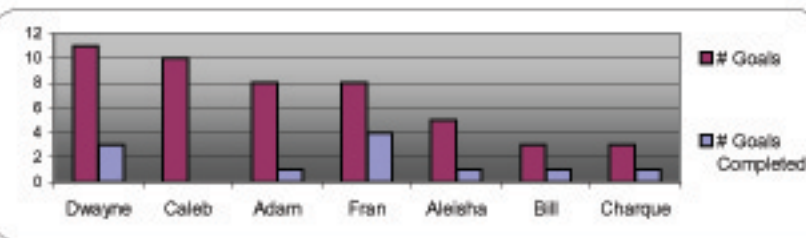


Finances

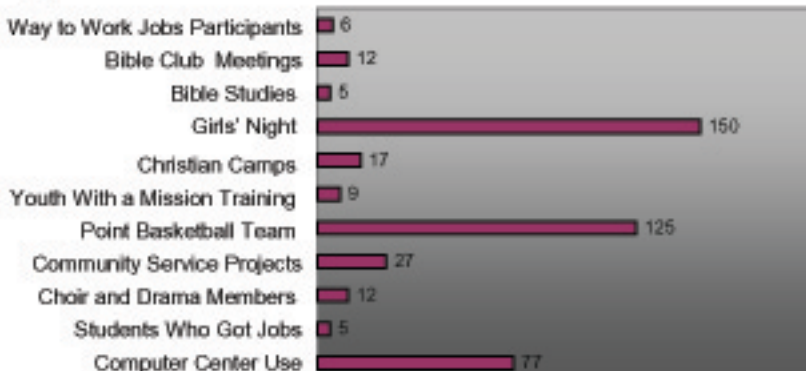
Item	Month	Year to Date	Budget
REVENUE			
Banquet	\$0	\$0	\$35,000
Bank Interest	\$3	\$26	\$0
Building Fund	\$15,000	\$15,000	\$0
Building Rental	\$0	\$0	\$500
Businesses	\$2,553	\$20,705	\$25,200
Church's	\$4,043	\$35,973	\$45,000
Foundations	\$0	\$41,000	\$30,000
Individuals	\$13,934	\$58,923	\$40,000
Restricted College Fund	\$0	\$4,000	\$0
Soda Machine	\$0	\$50	\$327
Yard Sale	\$0	\$0	\$2,500
Total Revenue			\$178,527
EXPENSE			
Administration			\$88,773
Utilities	\$382	\$7,918	\$9,345
Payroll	\$7,497	\$68,455	\$73,163
Taxes	\$315	\$7,210	\$3,000
Total Expense			\$174,281
YTD			
Opening Cash			
Current Month Activity		\$10,972	
Ending Cash			



Staff



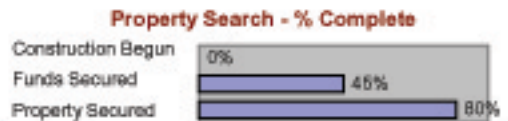
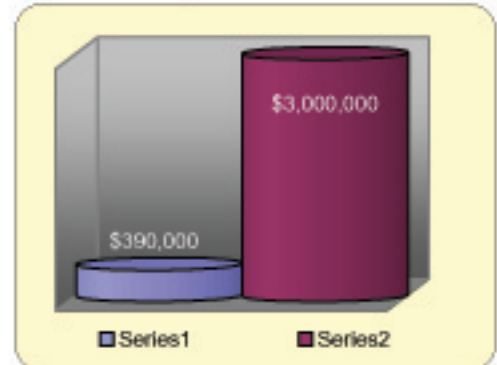
Programs - YTD



Overview

Finances	Green
Capital Campaign	Yellow
Staff	Yellow
Volunteers	Red
Board	Yellow
Programs	Green
Participants	Yellow

Capital Campaign



Participants



Girls Served Boys Served



Volunteers - YTD

